

Schaerer Coffee Art

Model SCA 1 CT1-1M (coffee, tea)

September 2007



Basic configuration

* 3kW version not available in Switzerland

Spouts: coffee	1
Boiler: hot water (2 kW or 3 kW*)	1
Grinders / DECAF functions	1 / 1
Programmable product selection	up to 16 different products

Connections

Voltage / power / fuse protection	230 VAC / 2.2 kW or 3.2 kW* / 10 A or 16 A*
Water connection / water outlet	G ½ " max 3 bar / Ø 36mm
Water hardness	5°-7° dh / 8°-12° fh

Dimensions

Width / depth / height	421 / 540 / 640 mm
Weight	about 38 kg

Output per hour (approximate)

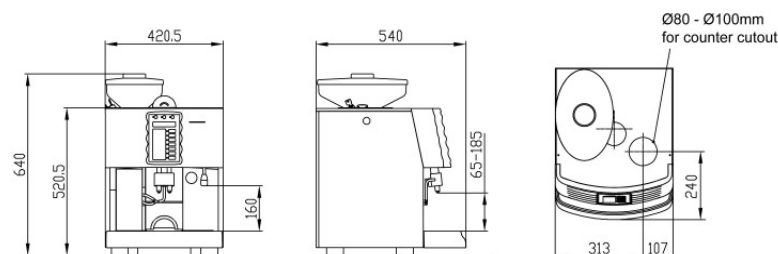
** Top quality according Schaerer Coffee Competence Centre

Espresso (cup of 50 - 60ml)	180 (CCC 175)**
Coffee (cup of 120ml)	150 (CCC 130)**
Cappuccino (cup of 180ml)	130 (CCC 120)**
Hot water (litre)	12

Options

Lockable bean containers
Brewing accelerator
Selfservice panel
Water and waste water tanks
Waste water monitor
Chute for coffee grounds under counter
Connection to all commercial invoicing systems
Cup warmer (connections 230VAC / 10A)

Dimensions



Colours

Illustrations may not reflect actual colour

	Blue Mountain, blue
	Costa Rica, silver
	Brazil, bronze
	Kenya, black

Differences between the offered machine and the picture/configuration are possible.

M. Schaerer Ltd.
Gewerbestrasse 15
CH - 3302 Moosseedorf
Phone +41 (0)31 858 51 11
Fax +41 (0)31 858 51 40
info@schaerer.com
www.schaerer.com


coffee comes to life

SWISS MADE

Schaerer Coffee Art

Model SCA 1 CT1-2M (coffee, tea)

September 2007



Basic configuration

* 3kW version not available in Switzerland

Spouts: coffee	1
Boiler: hot water (2 kW or 3 kW*)	1
Grinders / DECAF functions	2 / 1
Programmable product selection	up to 16 different products

Connections

Voltage / power / fuse protection	230 VAC / 2.2 kW or 3.2 kW* / 10 A or 16 A*
Water connection / water outlet	G ½" max 3 bar / Ø 36mm
Water hardness	5°-7° dh / 8°-12° fh

Dimensions

Width / depth / height	421 / 540 / 640 mm
Weight	about 38 kg

Output per hour (approximate)

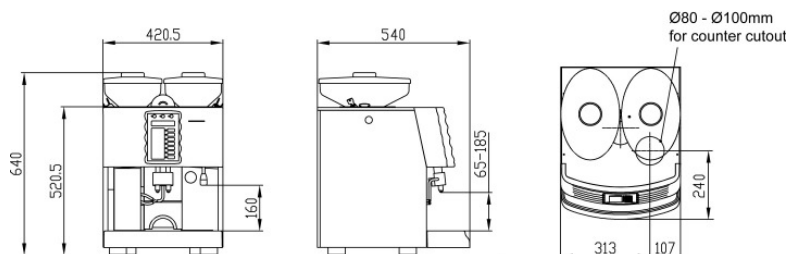
** Top quality according Schaerer Coffee Competence Centre

Espresso (cup of 50 - 60ml)	180 (CCC 175)**
Coffee (cup of 120ml)	150 (CCC 130)**
Cappuccino (cup of 180ml)	130 (CCC 120) **
Hot water (litre)	12

Options

Lockable bean containers
Brewing accelerator
Selfservice panel
Water and waste water tanks
Waste water monitor
Chute for coffee grounds under counter
Connection to all commercial invoicing systems
Cup warmer (connections 230VAC / 10A)

Dimensions



Colours

Illustrations may not reflect actual colour

	Blue Mountain, blue
	Costa Rica, silver
	Brazil, bronze
	Kenya, black

Differences between the offered machine and the picture/configuration are possible.

M. Schaerer Ltd.
 Gewerbestrasse 15
 CH - 3302 Moosseedorf
 Phone +41 (0)31 858 51 11
 Fax +41 (0)31 858 51 40
 info@schaerer.com
 www.schaerer.com



SWISS MADE

Schaerer Coffee Art

Model SCA 1 CT1/S-1M/S (coffee, tea, steam)

September 2007



Basic configuration

* 3kW version not available in Switzerland

Spouts: coffee	1
Boiler: hot water (2 kW or 3 kW*) / steam (2 kW or 3 kW*)	1 / 1
Grinders / DECAF functions	1 / 1
Programmable product selection	up to 16 different products

Connections

Voltage / power / fuse protection	230 VAC / 2.2 kW or 3.2 kW* / 10 A or 16 A*
Water connection / water outlet	G ½" max 3 bar / Ø 36mm
Water hardness	5°-7° dh / 8°-12° fh

Dimensions

Width / depth / height	421 / 540 / 640 mm
Weight	about 38 kg

Output per hour (approximate)

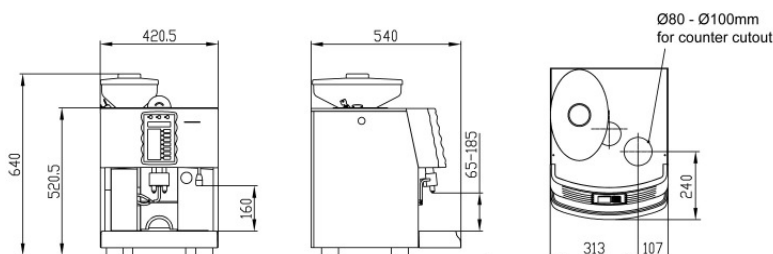
** Top quality according Schaerer Coffee Competence Centre

Espresso (cup of 50 - 60ml)	180 (CCC 175)**
Coffee (cup of 120ml)	150 (CCC 130)**
Cappuccino (cup of 180ml)	130 (CCC 120)**
Hot water (litre)	12

Options

Lockable bean containers
Brewing accelerator
Selfservice panel
Water and waste water tanks
Waste water monitor
Chute for coffee grounds under counter
Connection to all commercial invoicing systems
Cup warmer (connections 230VAC / 10A)

Dimensions



Colours

Illustrations may not reflect actual colour

	Blue Mountain, blue
	Costa Rica, silver
	Brazil, bronze
	Kenya, black

Differences between the offered machine and the picture/configuration are possible.

M. Schaerer Ltd.
 Gewerbestrasse 15
 CH - 3302 Moosseedorf
 Phone +41 (0)31 858 51 11
 Fax +41 (0)31 858 51 40
 info@schaerer.com
 www.schaerer.com



SWISS MADE

Schaerer Coffee Art

Model SCA 1 CT1/S-2M/S (coffee, tea, steam)

September 2007



Basic configuration

* 3kW version not available in Switzerland

Spouts: coffee	1
Boiler: hot water (2 kW or 3 kW*) / Steam (2 kW or 3 kW*)	1 / 1
Grinders / DECAF functions	2 / 1
Programmable product selection	up to 16 different products

Connections

Voltage / power / fuse protection	230 VAC / 2.2 kW or 3.2 kW* / 10 A or 16 A*
Water connection / water outlet	G ½" max 3 bar / Ø 36mm
Water hardness	5°-7° dh / 8°-12° fh

Dimensions

Width / depth / height	421 / 540 / 640 mm
Weight	about 38 kg

Output per hour (approximate)

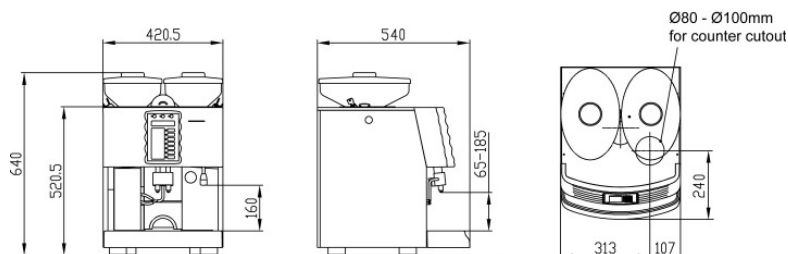
** Top quality according Schaerer Coffee Competence Centre

Espresso (cup of 50 - 60ml)	180 (CCC 175)**
Coffee (cup of 120ml)	150 (CCC 130)**
Cappuccino (cup of 180ml)	130 (CCC 120)**
Hot water (litre)	12

Options

Lockable bean containers
Brewing accelerator
Selfservice panel
Water and waste water tanks
Waste water monitor
Chute for coffee grounds under counter
Connection to all commercial invoicing systems
Cup warmer (connections 230VAC / 10A)

Dimensions



Colours

Illustrations may not reflect actual colour

	Blue Mountain, blue
	Costa Rica, silver
	Brazil, bronze
	Kenya, black

Differences between the offered machine and the picture/configuration are possible.

M. Schaerer Ltd.
 Gewerbestrasse 15
 CH - 3302 Moosseedorf
 Phone +41 (0)31 858 51 11
 Fax +41 (0)31 858 51 40
 info@schaerer.com
 www.schaerer.com



SWISS MADE

Schaerer Coffee Art

Model SCA 1 CT1/S-1M/L
(coffee, tea, milk)

September 2007



Basic configuration

* 3kW version not available in Switzerland

Spouts: coffee	1
Boiler: hot water (2 kW or 3 kW*) / steam (2 kW or 3 kW*)	1 / 1
Grinders / DECAF functions	1 / 1
Programmable product selection	up to 16 different products

Connections

Voltage / power / fuse protection	230 VAC / 2.2 kW or 3.2 kW* / 10 A or 16 A*
Water connection / water outlet	G ½" max 3 bar / Ø 36mm
Water hardness	5°-7° dh / 8°-12° fh

Dimensions

Width / depth / height	421 / 540 / 640 mm
Weight	about 38 kg

Output per hour (approximate)

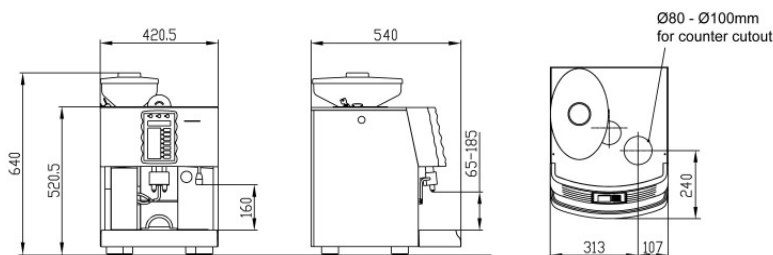
** Top quality according Schaerer Coffee Competence Centre

Espresso (cup of 50 - 60ml)	180 (CCC 175)**
Coffee (cup of 120ml)	150 (CCC 130)**
Cappuccino (cup of 180ml)	130 (CCC 120)**
Latte Macchiato (cup of 200ml)	120 (CCC 110)**
Hot water (litre)	12

Options

Lockable bean containers
Brewing accelerator
Additional steam spout for milk system
Water and waste water tank
Waste water monitor
Chute for coffee grounds under counter
Connection to all commercial invoicing systems
Cup warmer (Connections 230VAC / 10A)

Dimensions



Colours

Illustrations may not reflect actual colour

	Blue Mountain, blue
	Costa Rica, silver
	Brazil, bronze
	Kenya, black

Differences between the offered machine and the picture/configuration are possible.

M. Schaerer Ltd.

Gewerbestrasse 15
CH - 3302 Moosseedorf
Phone +41 (0)31 858 51 11
Fax +41 (0)31 858 51 40
info@schaerer.com
www.schaerer.com

schaerer[®]
coffee comes to life

Schaerer Coffee Art

Model SCA 1 CT1/S-2M/L
(coffee, tea, milk)

September 2007



Basic configuration

* 3kW version not available in Switzerland

Spouts: coffee	1
Boiler: hot water (2 kW or 3 kW*) / steam (2 kW or 3 kW*)	1 / 1
Grinders / DECAF functions	2 / 1
Programmable product selection	up to 16 different products

Connections

Voltage / power / fuse protection	230 VAC / 2.2 kW or 3.2 kW* / 10 A or 16 A*
Water connection / water outlet	G ½" max 3 bar / Ø 36mm
Water hardness	5°-7° dh / 8°-12° fh

Dimensions

Width / depth / height	421 / 540 / 640 mm
Weight	about 38 kg

Output per hour (approximate)

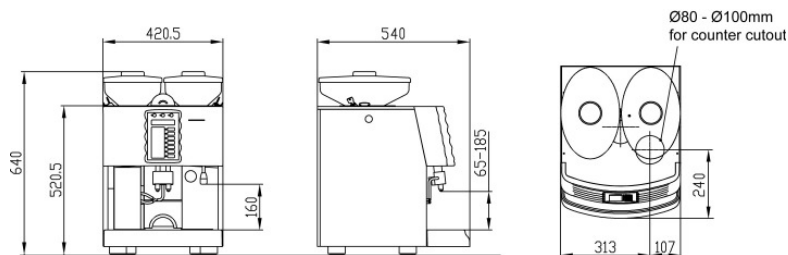
** Top quality according Schaerer Coffee Competence Centre

Espresso (cup of 50 - 60ml)	180 (CCC 175)**
Coffee (cup of 120ml)	150 (CCC 130)**
Cappuccino (cup of 180ml)	130 (CCC 120)**
Latte Macchiato (cup of 200ml)	120 (CCC 110)**
Hot water (litre)	12

Options

Lockable bean containers
Brewing accelerator
Additional steam spout for milk system
Water and waste water tank
Waste water monitor
Chute for coffee grounds under counter
Connection to all commercial invoicing systems
Cup warmer (connections 230VAC / 10A)

Dimensions



Colours

Illustrations may not reflect actual colour

	Blue Mountain, blue
	Costa Rica, silver
	Brazil, bronze
	Kenya, black

Differences between the offered machine and the picture/configuration are possible.

M. Schaerer Ltd.

Gewerbestrasse 15
CH - 3302 Moosseedorf
Phone +41 (0)31 858 51 11
Fax +41 (0)31 858 51 40
info@schaerer.com
www.schaerer.com

