

Twin Infusion Series® Coffee Brewer



Features

Infusion Coffee Brewer

- Brews up to 16.5 gallons (62.5 litres) of perfect coffee per hour.
- Large 5.6-gallon (21.2 litre) tank provides back-to-back brewing capacity.
- Each side has 3 brew buttons, allowing for 3 separate brewing profiles. Two programmable batch switches allow full and half batch brewing.
- Brews into 2.5 to 3.8 litre airpots and 3.8 and 5.7 litre (1 to 1.5 gal) baseless ThermoFresh® servers for easy transport of coffee to other locations.
- BrewWISE® intelligence with pre-infusion and pulse brew for maximum flavour extraction. DBC grinder communicates with brewer through Smart Funnel®.
- Energy-saver mode reduces tank temperature during idle periods.
- Digital display in English/Spanish for easier programming and control. Advertising messages and machine status also displayed. Display capable of showing English or Metric measurements.

Model ICB-Twin with 5.7L Baseless ThermoFresh® Server

(servers sold separately)

Dimensions: 26.2"H x 20"W x 22.6"D
(66.5cm H x 50.8cm W x 57.5cm D)

For current specification sheets and other information, go to www.bunn.com.

International models may vary in appearance.

Related Products

Easy Clear® EQHP-10
Product No. : 39000.0004



Easy Clear® EQHP-10L
Product No. : 39000.0001

Single/Dual Filter Pack
Product No. : 20138.0000



3.8 litre Lever-Action Airpot
Product No. : 36725.0000 (1 pack)
Product No. : 36725.0100 (6 pack)

3.0 litre Lever-Action Airpot
Product No.: 32130.0000 (1 pack)
Product No.: 32130.0100 (6 pack)

2.5 litre Lever-Action Airpot
Product No.: 32125.0000 (1 pack)
Product No.: 32125.0100 (6 pack)

Universal Airpot Racks
see spec sheet A3.9



1 gal (3.8 litre) ThermoFresh Server
Product No.: 39500.0004 (SST without base)
Product No.: 39500.0005 (BLK without base)

1.5 gal (5.7 litre) ThermoFresh Server
Product No.: 39550.0004 (SST without base)
Product No.: 39550.0005 (BLK without base)



TF Server Stand
Product No.: 39795.0000

Dimensions & Specifications

Model	Product #	Volts	Amps	Tank Heater Watts	Total Watts	Capacity	Shipping Weight	Cord Attached	Agency
ICBA-TWIN	37600.0008	230	26	5510	6000	16.5 gal (62.5L)	47.5 lbs (21.5 kg)	No	CE

Power cord 32832.0000

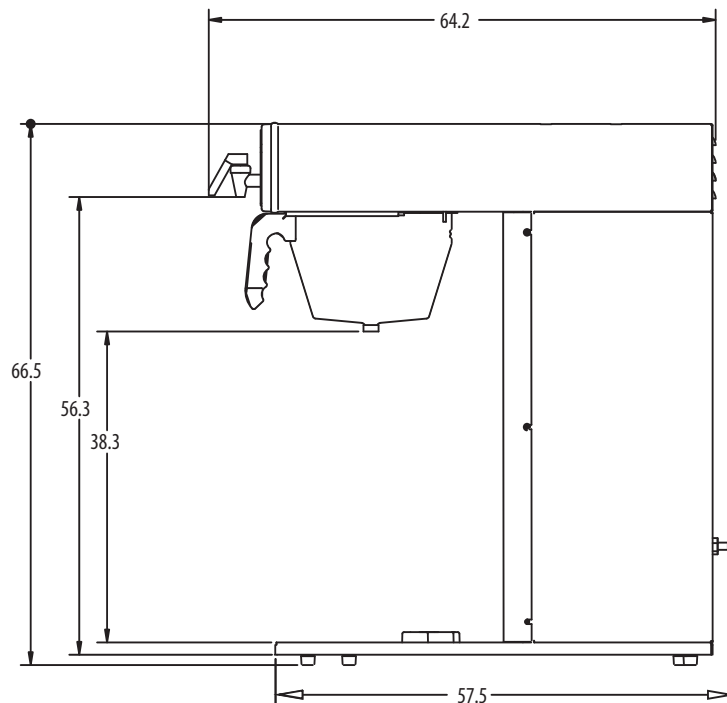
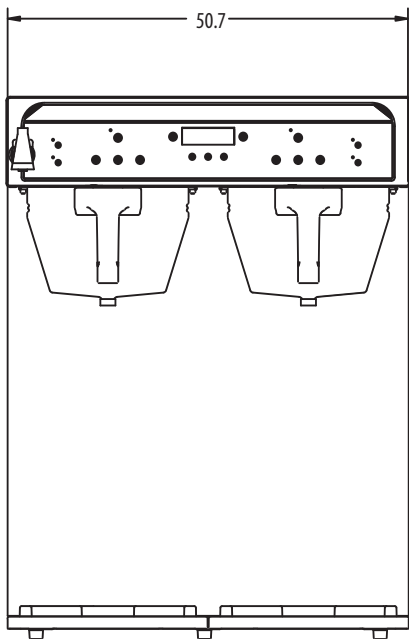

Inlet hose assembly 32865.0002

Brewing capacity: based upon incoming water temp of 60°F (15.5°C) 140°F (60°C) rise.

Electrical: 230V model requires 2-wire grounded service rated 220-240V, single phase, 50/60 Hz.

Plumbing: 20-90 psi (138-621 kPa). Supplied with 3/8" male flare fitting.

Requires minimum of 1.5 gpm (5.7 lpm) water flow.



Bunn-O-Matic® Corporation - 1400 Stevenson Drive Springfield, Illinois 62703 • USA • +1-217-529-6601 • Fax +1-217-529-2827 • www.bunn.com

BUNN® practices continuous product research and improvement. We reserve the right to change specifications and product design without notice. Such revisions do not entitle the buyer to corresponding changes, improvements, additions or replacements for previously purchased equipment.

All dimensions shown in centimeters.

5/09 © Bunn-O-Matic Corporation